



The increasing use of technology in elections in the United States

Paul DeGregorio

Former Chairman &
Commissioner

United States Election
Assistance Commission

Voting in America 2000: Punchcards



Voting in America 2000: **Recount**

- 537 votes decided USA presidential election
(105,363,298 votes cast)




US Election Reform: HAVA 2002

- The Help America Vote Act of 2002 (HAVA) was passed by the U.S. Congress and signed by President Bush in October 2002 to improve election administration in the USA.
- Since 2000, every USA state enacted new laws or procedures regarding their election process. Many bought new voting devices.



HAVA Accessibility Requirements

- Provide a voting system and environment that
 - All voters can use comfortably and efficiently
 - Allows votes to be cast privately and independently
 - Inspires confidence that votes have been cast correctly
- Each polling place shall have at least one voting system that is accessible to disabled voters





New Access for Voters with Disabilities

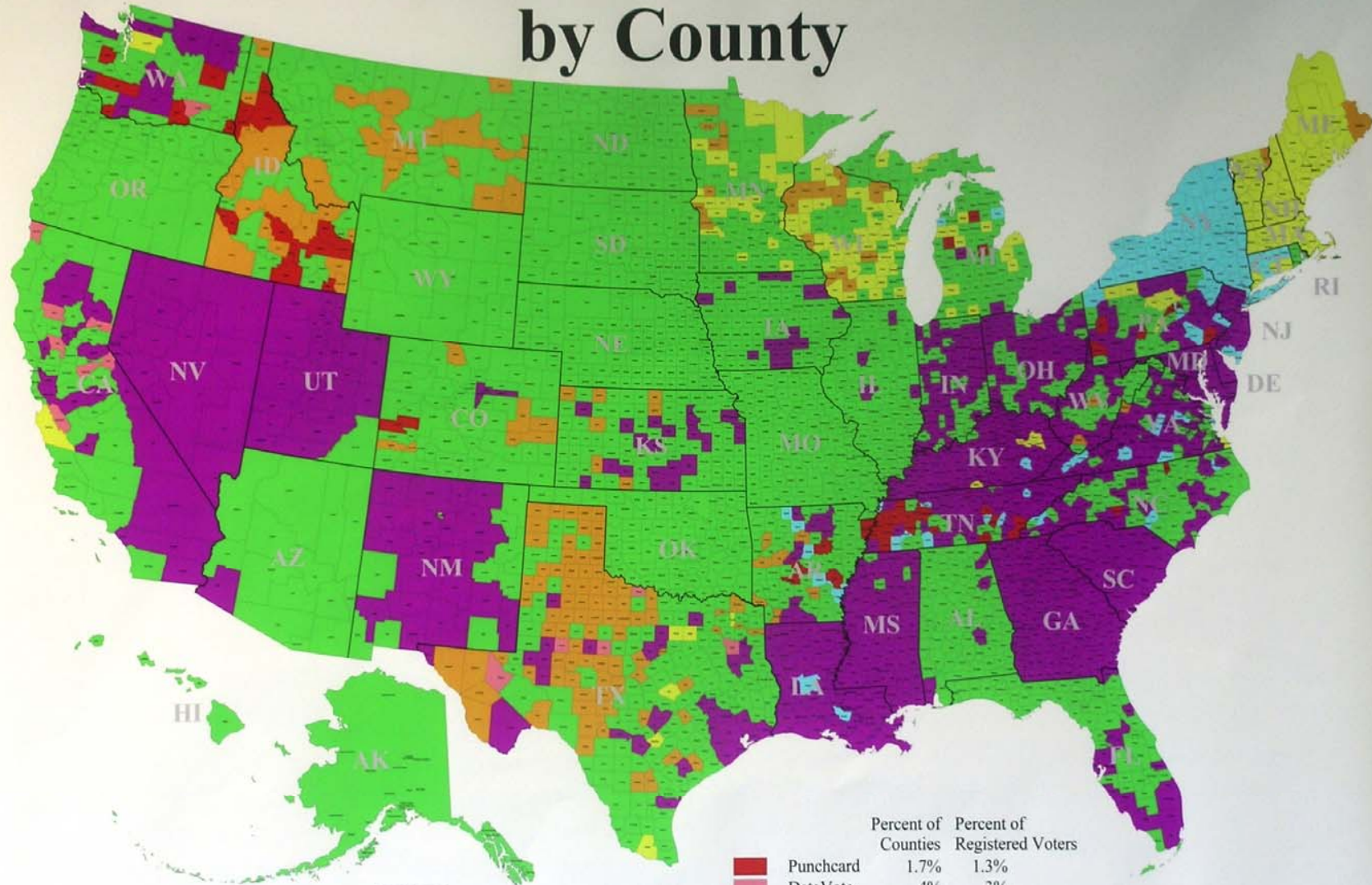




America's Voting Systems



Anticipated 2006 Voting Equipment Usage by County



Alaska does not have counties.
Alaska system is used statewide.

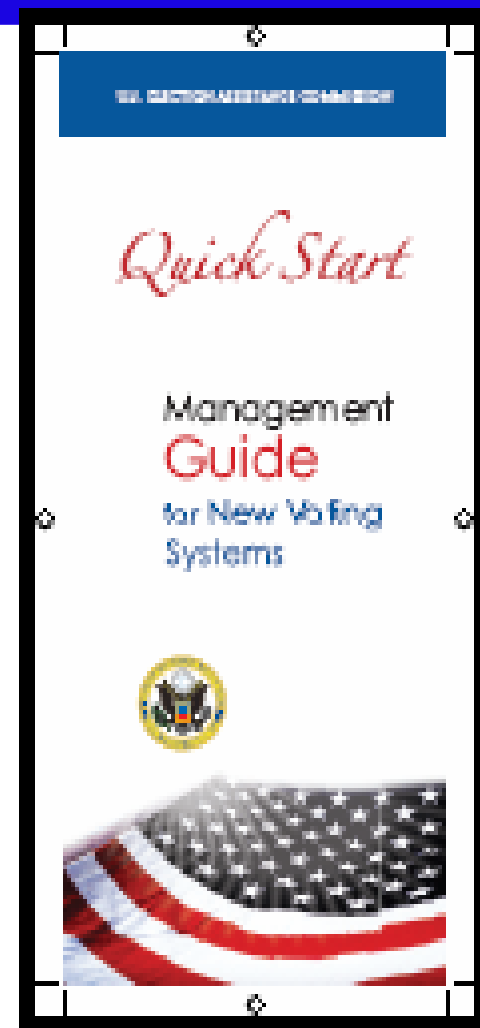
Equipment expected to be used in the November 2006 election as reported by state election officials and news media. The map shows equipment used at polling places, not necessarily absentee balloting.

	Percent of Counties	Percent of Registered Voters
Punchcard	1.7%	1.3%
DataVote	.4%	.3%
Lever	3.6%	8.8%
Paper	5.3%	.4%
Optical	49.9%	42.0%
Electronic	34.6%	39.7%
Mixed Systems	4.5%	7.5%






Managing the New Technology





Setting New Standards and Guidelines





www.eac.gov

Thank you!

pauldegregorio@gmail.com