

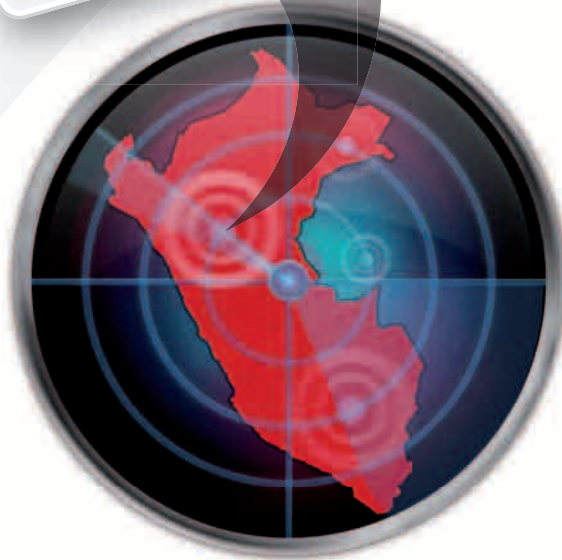
Lima, August 15th, 2009

+ Get to know the state of affiliation of the main authorities in the San Martín Region, as well as the impact of the youth quota in the 2006 Regional and Municipal Elections. **+ P2**

+ Get to know what kind of political organization is more representative in the region. Learn about the stability of the San Martín authorities in their positions. **+ P3**

+ Get to know other information on the San Martín Region by visiting [www.infogob.com.pe](http://www.infogob.com.pe). **+ P4**

SAN MARTÍN



Province Mayors: 10  
Province Council Members: 84  
District Mayors: 67  
District Council Members: 339

## SAN MARTÍN REGION

Capital: **Moyobamba**  
Population: **728,808**  
Number of Provinces: **10**

## Editorial

Inequality and exclusion are two of the social problems our nation has dragged since ancestral times. How much do political phenomena contribute in stretching said social and cultural gaps? Are local resources really taken advantage of to build a better future for the country's region? Do we have a sound political class and party system so as to be optimistic about our future, now that it seems we have found the path of stability and economic development?

Much has been said and written in this respect. However, only a few serious analyses and researches deal with this issue and there are even fewer which focus in the country's interior. The provinces oftentimes have completely different dynamics as compared to those in the capital. An example is what happens in the San Martín Region. Did you know that out of all the municipal and regional authorities exercising power in that region more than 80% are authorities that do not belong to any party, movement or political organization? Therefore they have reached power based upon electoral machineries set out to win the elections without party organizations or structure leaders to sustain their actions. Is this good or bad for San Martín?

This and other questions have not found clear answers concerning social and political issues yet. Hence, it is fundamental to study and analyze them in depth. To do so we need modern tools to access substantial information, baseline indicators to better focus educational activities aimed at modifying or eradicating harmful practices in our politics. This will finally lead to a democratic culture that may guarantee a better future.

The challenge is huge. I am honored to say that at the National Elections Board (Jurado Nacional de Elecciones) we are working to provide citizens with ever more transparent and fair electoral processes. Besides, we are concerned about strengthening and contributing to governance in each one of the regions, provinces and districts of Peru through our jurisdictional work and through projects such as INFOgob, which first stage can already be checked at [www.infogob.com.pe](http://www.infogob.com.pe)

The first INFOgob Newsletter is devoted to San Martín and we hope you find it interesting, useful and advantageous as are the wealth and diversity characterizing this beautiful region of Peru.



INFOgob has been rated as 2009 Good Practice in Public Management

Hugo Sivina Hurtado  
Jurado Nacional de Elecciones President

# OBSERVE YOUR LOCALITY

## AFFILIATION of Elected Authorities

SAN MARTÍN ELECTED REGIONAL AND MUNICIPAL AUTHORITIES FOR THE 2007-2010 PERIOD AS PER AFFILIATION TO A POLITICAL ORGANIZATION

Region data shows that out of the 512 current regional and municipal authorities, 431, that is, 84.18%, are not affiliated to any party. Such situation is a clear effect of the local leadership preeminence over the training of party leaders.

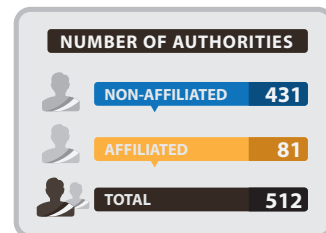
This result means that out of the 200 authorities elected for Nueva Amazonía, the first electoral force in the Region, only 7 are validly affiliated in said political organization, while out of the 122 elected authorities for the Partido Aprista Peruano in the San Martín Region, only 10 are affiliated to the Party.



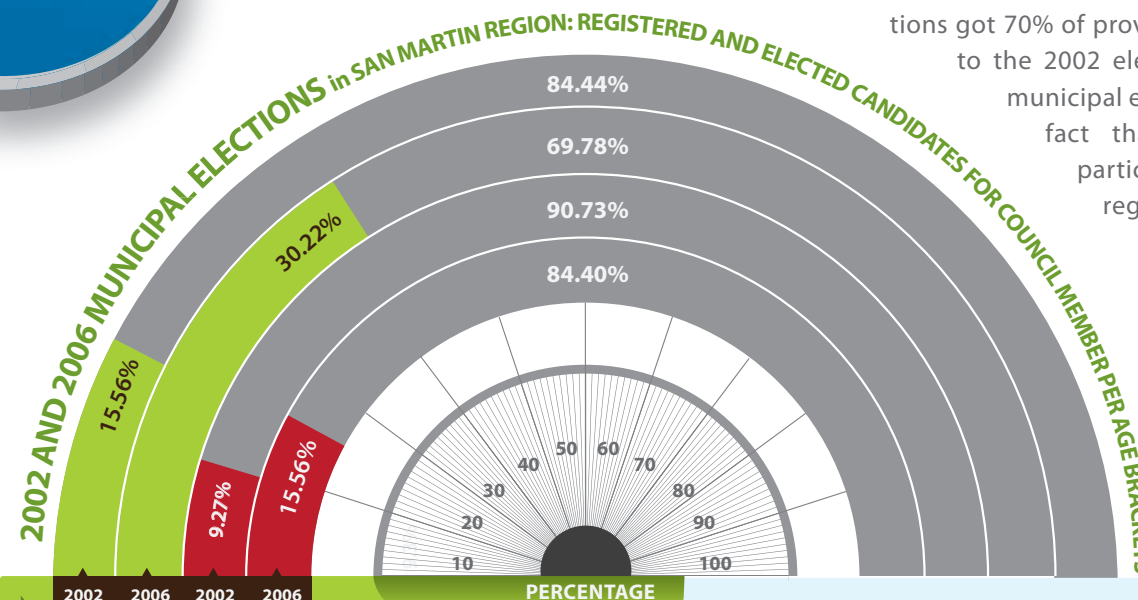
84.18%

Note: According to affiliate registry and list of current authorities updated to May 2009.


15.82%



Source: INFOgob Database  
Prepared by: JNE Registry, Statistics and Technological Directorate



2002 2006 2002 2006 PERCENTAGE



\* Male and female citizens under twenty-nine (29) years of age.

Source: INFOgob Database  
Prepared by: JNE Registry, Statistics and Technological Development

## Youth Quota IMPACT

The youth quota law applied in the 2006 municipal elections generated considerable impact in the San Martín Region on the representation levels of this population segment as compared to the 2002 municipal process. The total percentage of young candidates for province and district councils in the Region increased from 15.56% to 30.22%, while the percentage of youth elected to those positions went from 9.27% in 2002 to 15.60% in 2006.

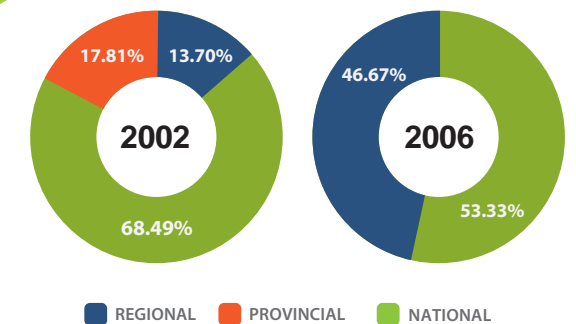
## Political Organizations PRESENCE

The positioning achieved by regional movements vis-à-vis nationwide political organizations and local political organizations in 2006 was remarkable. Only at province level, political parties and electoral alliances decreased their participation percentage as compared to the 2002 elections in spite of the absence of province political organizations.

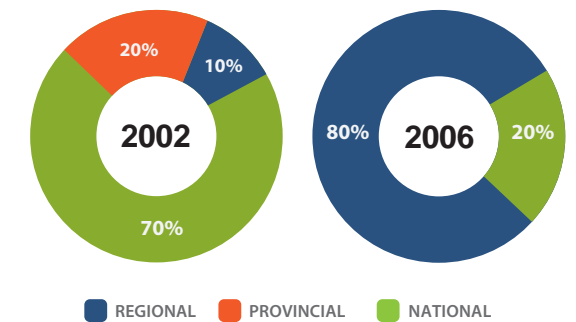
As shown in the following graphs, nationwide political organizations got 70% of province councils in the region as compared to the 2002 elections, while in the 2006 regional and municipal elections they got only 20% in spite of the fact that nationwide political organizations' participation level is still larger than that of the regional movements.

There is a different outlook in the case of regional movements, which increased their participation percentage by 32.97 percentage points and now they represent 70 percent. This meant that 8 out of the 10 elected mayors in the region belonged to a regional movement.

2002 AND 2006 PROVINCE MUNICIPAL ELECTIONS  
SAN MARTIN REGION: PARTICIPATION OF POLITICAL ORGANIZATIONS ACCORDING TO SCOPE



2002 AND 2006 PROVINCIAL MUNICIPAL ELECTIONS  
ELECCIONES MUNICIPALES PROVINCIALES 2002 Y 2006  
SAN MARTIN REGION: WINNER POLITICAL ORGANIZATIONS, ACCORDING TO SCOPE



## STABILITY in Office

In the 2003-2006 government term, 21 regional and municipal authorities were suspended (3), vacated (17) and revoked (1). As for the 2007-2010 period, 31 authorities have been suspended to date and there is still one and a half year ahead in the term. The number of revoked authorities in the region following legislative amendments applied after the 2005 revocation process is remarkable. The participation of 50% of registered voters and half plus one validly issued ballots are required to revoke an authority.

SAN MARTÍN REGION: STABILITY IN OFFICE PER TERM

TERM	AUTHORITY	SUSPENSION	VACANCY	REVOCACTION	TOTAL
2003-2006	<b>TOTAL</b>	3	17	1	21
	REGIONAL PRESIDENT	0	1	0	
	PROVINCE MAYOR	0	2	0	
	PROVINCE COUNCIL MEMBER	0	5	0	
	DISTRICT COUNCIL MEMBER	1	6	1	
2007-2010	<b>TOTAL</b>	1	4	26	31
	PROVINCE COUNCIL MEMBER	0	1	0	
	DISTRICT MAYOR	1	0	7	
	DISTRICT COUNCIL MEMBER	0	3	19	

Source: INFOgob Database  
Prepared by: JNE Registry, Statistics and Technological Development

Note: Information updated to May 2009.

More information at ++  
[www.infogob.com.pe](http://www.infogob.com.pe)



### Does the number matter?

Congressman Aurelio Pastor Valdivieso ran under Partido Aprista Peruano for the San Martín Region elections of 2001. He had number 3 and got 20,117 votes, while in the 2006 elections he ran as number 1 and got 17,166 votes.



### One out of sixty seven

Only one woman holds office as District Mayor in the San Martín Region for this term (2007-2010) in the San Antonio district, San Martín province.



### And the winner is...

Null and blank ballots together exceeded the number of ballots obtained by the competing lists for the 2002 and 2006 elections in the Province of Lamas.

P4

# INFOgob

This publication has been edited by:



JURADO NACIONAL DE ELECCIONES

Av. Nicolás de Piérola 1070 - Lima 1

[www.jne.gob.pe](http://www.jne.gob.pe)

Contact us: [infogob@jne.gob.pe](mailto:infogob@jne.gob.pe)

This publication has been co-financed by:



LEGAL DEPOSIT AT THE NATIONAL LIBRARY  
OF PERU N° 2009-10516

PRINTED BY INDUSTRIA GRÁFICA CIMAGRAF S.R.L.  
Jr. Torres Paz N°1252 Urb. Santa Beatriz, Lima - Perú