



*Empowered lives.  
Resilient nations.*

# UNDP Lebanese **ELECTIONS** Assistance Project



Project funded by  
the European Union



## PARLIAMENTARY ELECTIONS

## MUNICIPAL ELECTIONS

PARLIAMENTARY

1943  
1947  
1951

PARLIAMENTARY

1953  
1957  
1960

PARLIAMENTARY

1964  
1968  
1972  
1992  
1996

PARLIAMENTARY

2000

PARLIAMENTARY

2005  
2009

PARLIAMENTARY

2018

1952

MUNICIPAL

1963

MUNICIPAL

1998

MUNICIPAL

2004

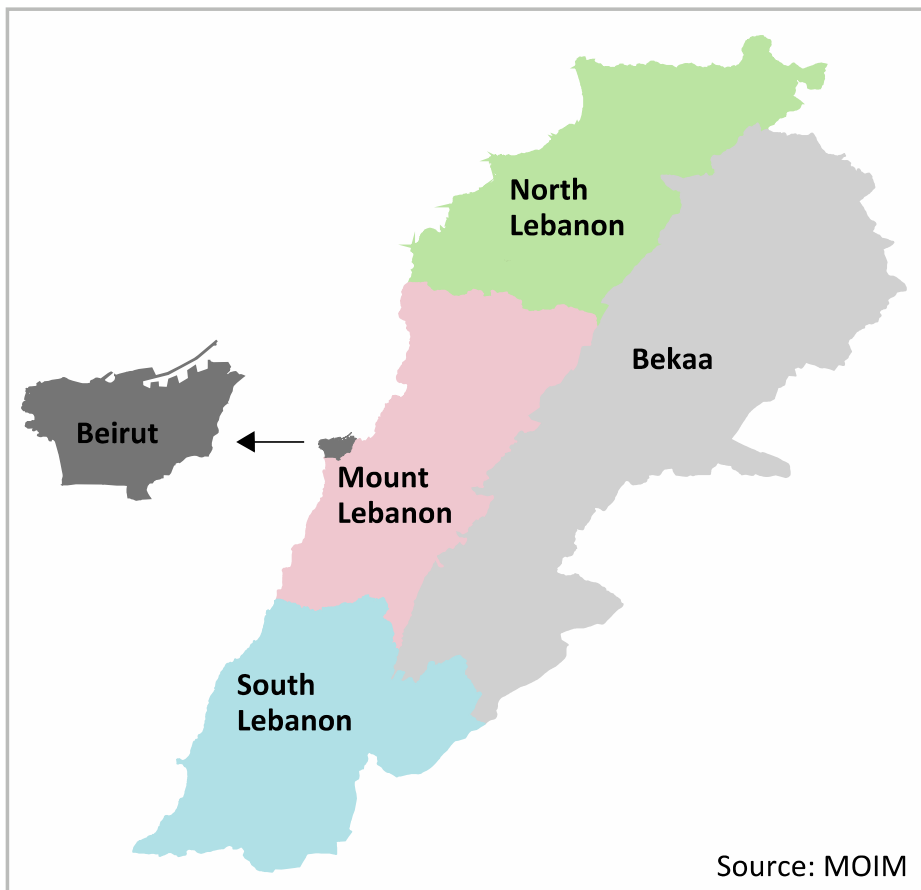
MUNICIPAL

2010






MUNICIPAL

2016



## Distribution of Registered Voters


















### Registered Voters Distribution

	Beirut	<b>481,481</b>
	North Lebanon	<b>867,434</b>
	Mount Lebanon	<b>844,122</b>
	South Lebanon	<b>869,928</b>
	Bekaa	<b>622,847</b>

<b>Total Registered Voters</b>	<b>3,685,812</b>
--------------------------------	------------------

 	<b>Women</b>	<b>50.75 %</b>	<b>1,870,604</b>
	<b>Men</b>	<b>49.25 %</b>	<b>1,815,208</b>

# Map of 15 Electoral Districts PR Proposal

Electoral Districts	Seats	Voters
 Saida - Jezzine	5	120,899
 Zahrani - Tyr	7	297,979
 Bent Jbeil- Nabatiy - Marjayoun/ Hasbaya	11	451,050
 Baalbeck - Hermel	10	309,342
 Zahle	7	172,555
 West Bekaa - Rachaya	6	140,950
 Akkar	7	277,166
 Tripoli - Minnieh Dinnieh	11	343,290
 Zgharta - Bcharreh - Koura - Batroun	10	246,978
 Chouf - Aley	13	325,771
 Baabda	6	164,493
 Metn	8	178,530
 Kesserwan - Jbeil	8	175,328
 Beirut 1	8	92,721
 Beirut 2	11	388,760



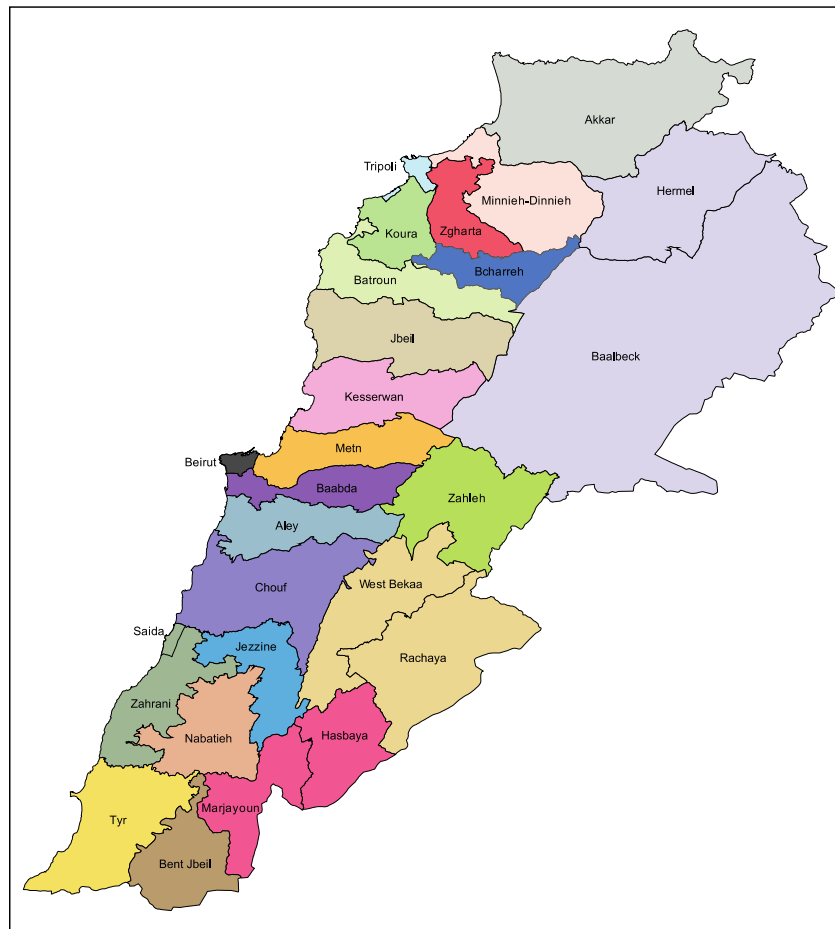
**TOTAL**    15 districts                      128    3,685,812

# Electoral Districting

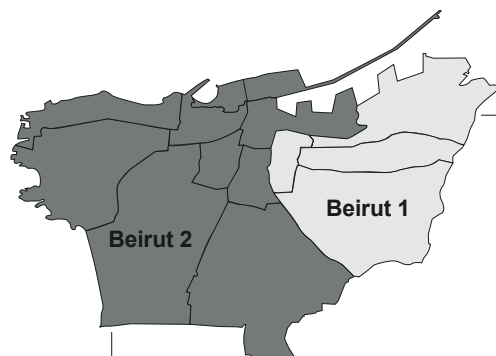
15 Electoral Districts PR



Preferential Vote on 26 Minor Districts



# 15 Electoral Districts PR Proposal



**Beirut 1**  
**8 Seats**  
3 Armenian Orthodox  
1 Armenian Catholic  
1 Maronite  
1 Catholic  
1 Orthodox  
1 Minority

**Total C: 83,150**  
**Total M: 9,571**

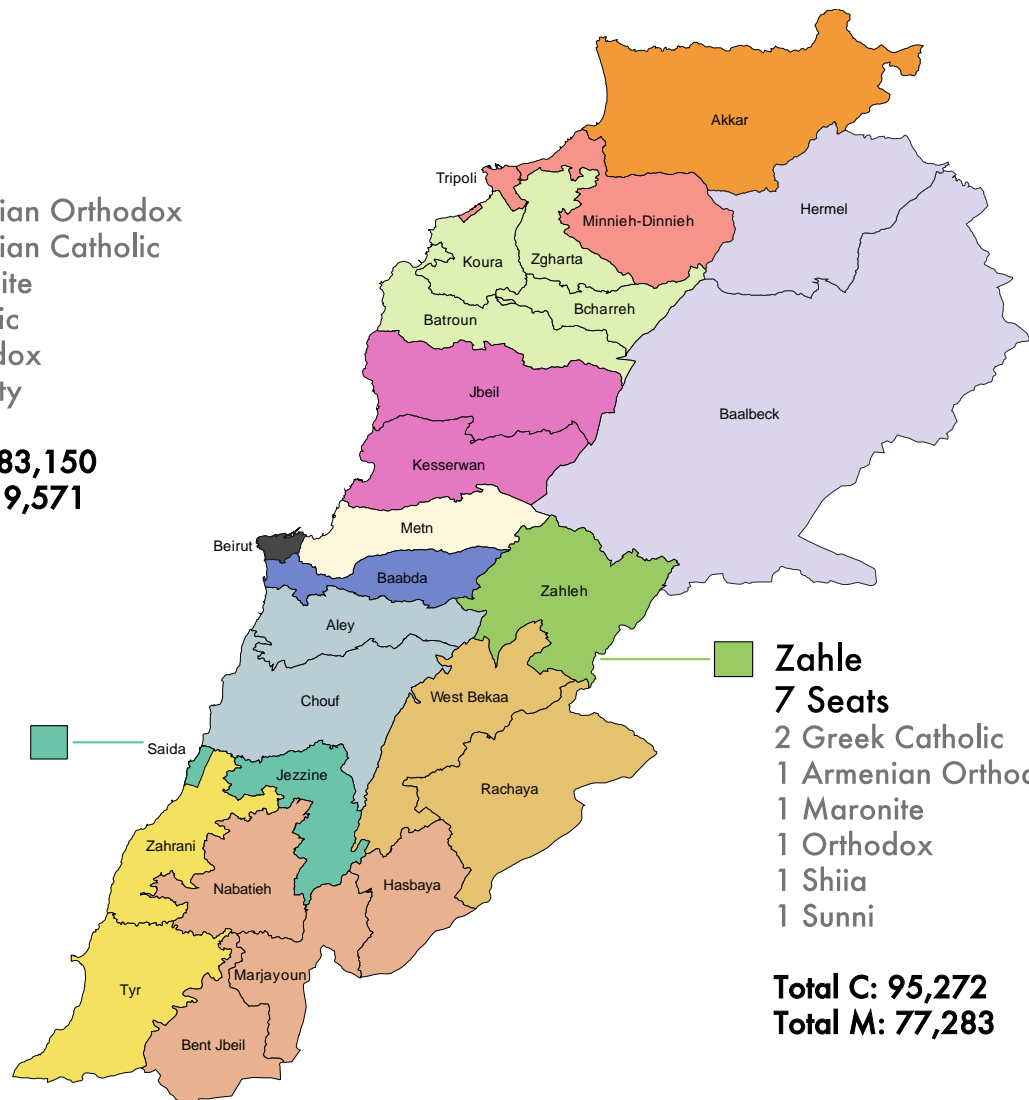
**Beirut 2**  
**11 Seats**  
6 Sunni  
2 Shia  
1 Druze  
1 Orthodox  
1 Evangelical

**Total C: 89,104**  
**Total M: 299,656**

**Saida - Jezzine**  
**5 Seats**  
2 Maronites  
1 Greek Catholic  
2 Sunni

**Saida**  
**Total C: 3,610**  
**Total M: 58,067**

**Jezzine**  
**Total C: 44,959**  
**Total M: 14,263**



**Zahle**  
**7 Seats**  
2 Greek Catholic  
1 Armenian Orthodox  
1 Maronite  
1 Orthodox  
1 Shiia  
1 Sunni

**Total C: 95,272**  
**Total M: 77,283**

Front

[Back](#)

# Electoral Lists



Number of seats

**5**

- ● 2 Sunnis
- ● 2 Maronites
- 1 Greek Catholic

**RED LIST**



Maronite	<input type="checkbox"/>
Maronite	<input type="checkbox"/>
Greek Catholic	<input type="checkbox"/>
Sunni	<input type="checkbox"/>
Sunni	<input type="checkbox"/>

70,000  
Votes

**GREEN LIST**



Maronite	<input type="checkbox"/>
Maronite	<input type="checkbox"/>
Greek Catholic	<input type="checkbox"/>
Sunni	<input type="checkbox"/>
Sunni	<input type="checkbox"/>

75,000  
Votes

**BLUE LIST**



Maronite	<input type="checkbox"/>
Maronite	<input type="checkbox"/>
Greek Catholic	<input type="checkbox"/>
Sunni	<input type="checkbox"/>
Sunni	<input type="checkbox"/>

5,000  
Votes

Total No. of Votes  
**150,000**



# Electoral Quotient

$$\text{Electoral Quotient} = \frac{\text{Number of Voters}}{\text{Number of Seats}} = \frac{150,000}{5} = 30,000$$

RED LIST

☐

Maronite	<input type="checkbox"/>
Maronite	<input type="checkbox"/>
Greek Catholic	<input type="checkbox"/>
Sunni	<input type="checkbox"/>
Sunni	<input type="checkbox"/>

70,000  
Votes

GREEN LIST

☐

Maronite	<input type="checkbox"/>
Maronite	<input type="checkbox"/>
Greek Catholic	<input type="checkbox"/>
Sunni	<input type="checkbox"/>
Sunni	<input type="checkbox"/>

75,000  
Votes

BLUE LIST

☐

Maronite	<input type="checkbox"/>
Maronite	<input type="checkbox"/>
Greek Catholic	<input type="checkbox"/>
Sunni	<input type="checkbox"/>
Sunni	<input type="checkbox"/>

5,000  
Votes

# Electoral Lists after Quotient



Number of seats

5

- ● 2 Sunnis
- ● 2 Maronites
- 1 Greek Catholic

**RED LIST**



Maronite	<input type="checkbox"/>
Maronite	<input type="checkbox"/>
Greek Catholic	<input type="checkbox"/>
Sunni	<input type="checkbox"/>
Sunni	<input type="checkbox"/>

70,000  
Votes

**GREEN LIST**



Maronite	<input type="checkbox"/>
Maronite	<input type="checkbox"/>
Greek Catholic	<input type="checkbox"/>
Sunni	<input type="checkbox"/>
Sunni	<input type="checkbox"/>

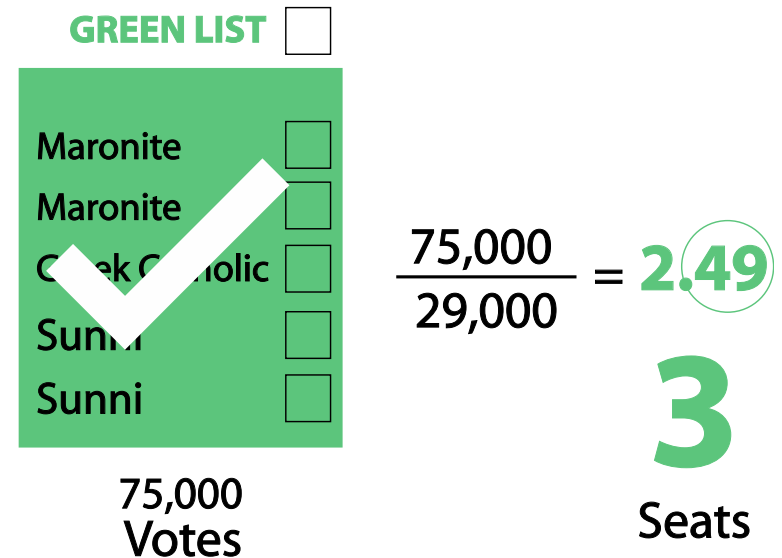
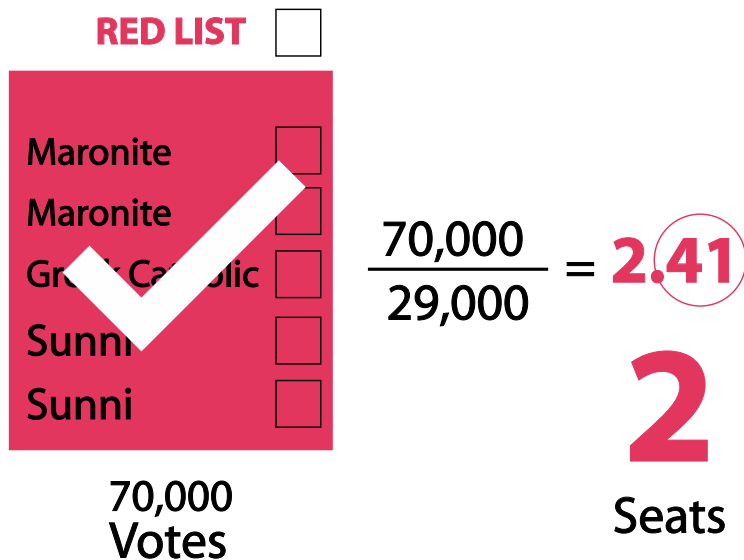
75,000  
Votes

Total No. of Votes  
**145,000**

## New Electoral Quotient

$$\text{New Electoral Quotient} = \frac{\text{Number of Voters}}{\text{Number of Seats}} = \frac{145,000}{5} = 29,000$$

### Number of Seats for each List



# Number of Seats

## Final Number of Seats

**RED LIST** ☐

Maronite	<input type="checkbox"/>
Maronite	<input type="checkbox"/>
Greek Catholic	<input type="checkbox"/>
Sunni	<input type="checkbox"/>
Sunni	<input type="checkbox"/>

**2**  
Seats

**GREEN LIST** ☐

Maronite	<input type="checkbox"/>
Maronite	<input type="checkbox"/>
Greek Catholic	<input type="checkbox"/>
Sunni	<input type="checkbox"/>
Sunni	<input type="checkbox"/>

**3**  
Seats

The **GREEN LIST** will take 3 seats because of its highest remainder 0.49

# Preferential Vote (PV) Winners / Calculation

To calculate the percentage of preferential votes  
of each candidate in his/her minor district:

$$\% \text{ PV} = \frac{\text{Number of PV received by each candidate}}{\text{Total number of PVs for all candidates in minor district}}$$

$$\text{Saida - Sunni 1 RED LIST} = \frac{9000}{(9000 + 11000 + 12000 + 8000)} = 22.5\%$$

## RED LIST

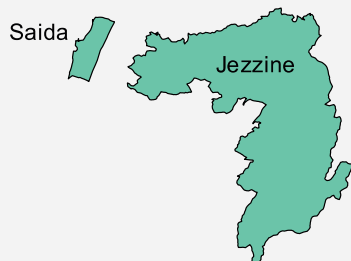
Candidate	Preferential Votes	% of PV
Saida-Sunni 1	9,000	22.5
Saida-Sunni 2	11,000	27.5
Jezzine-Maronite 1	20,000	25
Jezzine-Maronite 2	13,000	16.25
Jezzine-Catholic	7,000	8.75

## GREEN LIST

Candidate	Preferential Votes	% of PV
Saida-Sunni 1	12,000	30
Saida-Sunni 2	8,000	20
Jezzine-Maronite 1	18,000	25
Jezzine-Maronite 2	8,000	10
Jezzine-Catholic	14,000	17.5

## Final Results / Winners

### Saida - Jezzine



Number of seats

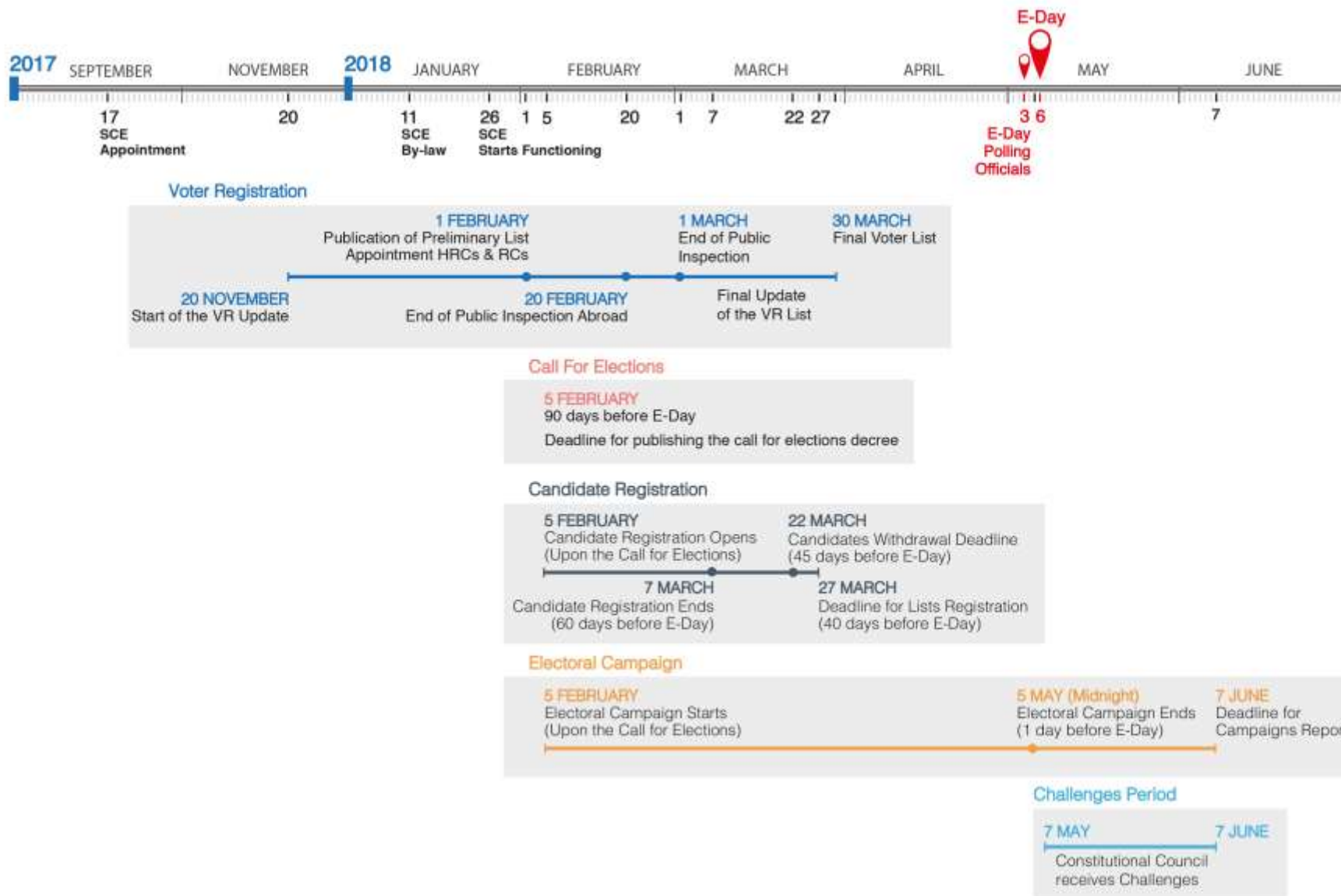
5

- ● 2 Sunnis
- ● 2 Maronites
- 1 Greek Catholic

The names of candidates shall be combined on one comprehensive list, in descending order on basis of the percentage of preferential votes obtained by each candidate either in their minor constituency.

Candidates	% PV		Winning Seats ✓	
Saida-Sunni 1	30	✓	2	3
Saida-Sunni 2	27.5	✓		
Jezzine-Maronite 1	25	✓		
Jezzine-Maronite 1	25	✓		
<del>Saida-Sunni 1</del>	22.5			
<del>Saida-Sunni 2</del>	20			
Jezzine-Catholic	17.5	✓		
<del>Jezzine-Maronite 2</del>	16.25			
<del>Jezzine-Maronite 2</del>	10			
<del>Jezzine-Catholic</del>	8.75			
			Winners ✓	
			Saida-Sunni 1	
			Saida-Sunni 2	
			Jezzine-Maronite 1	
			Jezzine-Maronite 1	
			Jezzine-Catholic	

# Electoral Calendar

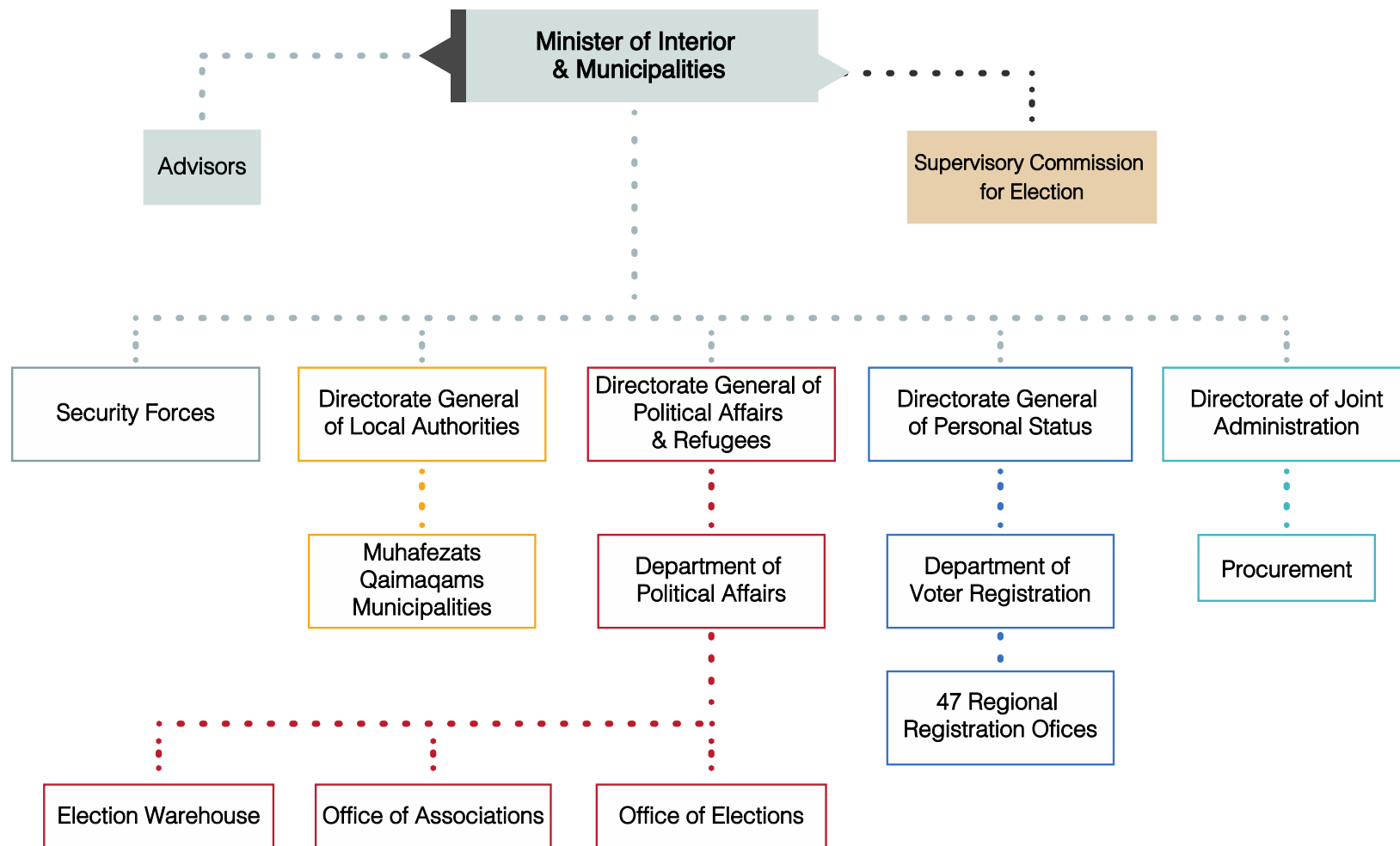


## Technical Challenges


































































- Voter magnetic card implementation
- Electoral results transmission, tabulation and management
- Training of election officials, administrative staff etc
- Voter education and awareness
- Procurement of sensitive and non-sensitive materials:
  - Ballot papers
  - Ballot boxes
  - Results management software and hardware
- Formation and establishment of the SCE



# Electoral Management Body in Lebanon

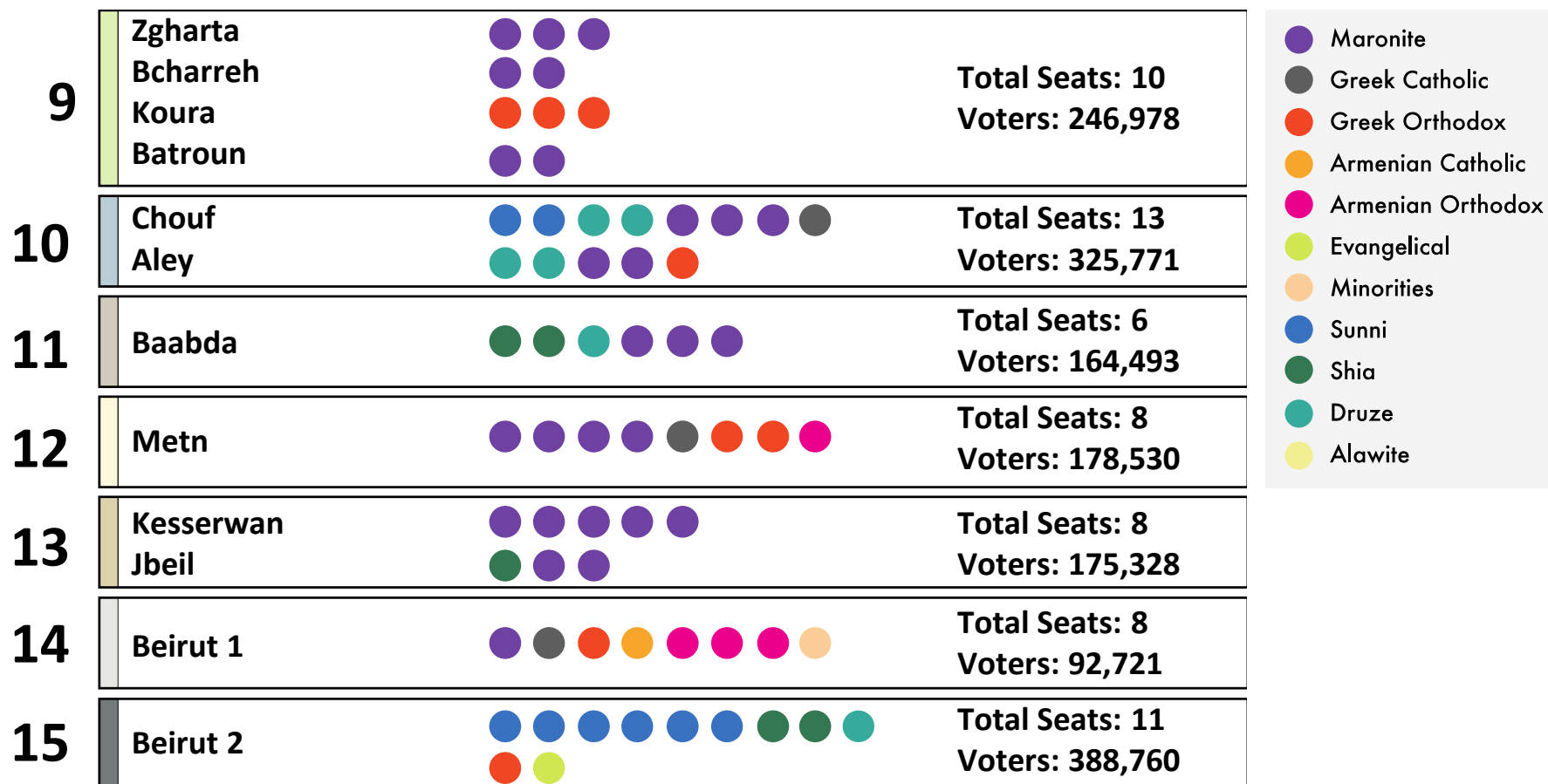


## Distribution of Seats by Confession

1	Saida Jezzine	    	<b>Total Seats: 5</b> <b>Voters: 120,899</b>
2	Zahrani Tyr	      	<b>Total Seats: 7</b> <b>Voters: 297,979</b>
3	Bent Jbeïl Nabatiy Marjayoun-Hasbaya	          	<b>Total Seats: 11</b> <b>Voters: 451,050</b>
4	Baalbeck-Hermel	          	<b>Total Seats: 10</b> <b>Voters: 309,342</b>
5	Zahle	      	<b>Total Seats: 7</b> <b>Voters: 172,555</b>
6	West Bekaa-Rachaya	     	<b>Total Seats: 6</b> <b>Voters: 140,950</b>
7	Akkar	      	<b>Total Seats: 7</b> <b>Voters: 277,166</b>
8	Tripoli Minnieh Dinnieh	          	<b>Total Seats: 11</b> <b>Voters: 343,290</b>

-  Maronite
-  Greek Catholic
-  Greek Orthodox
-  Armenian Catholic
-  Armenian Orthodox
-  Evangelical
-  Minorities
-  Sunni
-  Shia
-  Druze
-  Alawite

## Distribution of Seats by Confession




-  Maronite
-  Greek Catholic
-  Greek Orthodox
-  Armenian Catholic
-  Armenian Orthodox
-  Evangelical
-  Minorities
-  Sunni
-  Shia
-  Druze
-  Alawite


UNDP LEBANESE ELECTIONS ASSISTANCE PROJECT



Empowered lives.  
Resilient nations.

UNDP Lebanese  
**ELECTIONS**  
Assistance Project

 [www.lebanon-elections.org](http://www.lebanon-elections.org)

 LEAP – Lebanese Elections Assistance Programme

 @UNDPLEAP