

SONOMA

COUNTY OF

CONSOLIDATED GENERAL ELECTION

TUESDAY, NOVEMBER 3, 1992

and

Voter Information Pamphlet

Compiled and Distributed by Sonoma County Registrar of Voters

**IMPORTANT NOTICE - YOUR POLLING PLACE
MAY HAVE CHANGED.** *The location of your polling
place for this election is shown on the back cover.*

POLLS ARE OPEN FROM 7 A.M. TO 8 P.M.

TO SAVE TIME AT THE POLLS -

- > ***Mark your choices in this Sample Ballot and take
it with you to your Polling Place.***
- > ***If possible, vote during the "non-rush hours",
mid-morning and mid-afternoon.***

OR VOTE BY MAIL, APPLICATION ON BACK



INSTRUCTIONS TO VOTERS

INSTRUCTIONS TO VOTERS: USE ONLY THE MARKING-DEVICE PROVIDED TO FILL IN THE SMALL RECTANGLE IN THE SQUARE. DO NOT FILL IN THE WHOLE SQUARE OR YOUR VOTE MAY NOT BE COUNTED.

To vote for all of the electors of a party, FILL IN THE RECTANGLE in the square opposite the names of the presidential and vice presidential candidates of that party. A filled-in rectangle in the square opposite the name of a party and its presidential and vice presidential candidates is a vote for all of the electors of that party, but for no other candidates.

To vote for those electors who have pledged themselves to vote for a candidate for President and Vice President not supported by any particular party, FILL IN THE RECTANGLE in the square opposite the names of those presidential and vice presidential candidates.

To vote for those electors who have pledged themselves to vote for a candidate for President and for Vice President of any party not qualified to participate in the election, write in the names and party of those presidential and vice presidential candidates in the blank space provided for that purpose and FILL IN THE RECTANGLE in the square opposite the names you have written in.

To vote for a candidate whose name appears on the ballot, FILL IN THE RECTANGLE in the square to the right of the candidate's name. Where two or more candidates for the same office are to be elected, FILL IN THE RECTANGLE in the square to the right of the names of all candidates for the office for whom you desire to vote, not to exceed, however, the number of candidates to be elected.

To vote for a qualified WRITE-IN candidate, write the person's name in the blank space provided for that purpose after the names of the other candidates for the same office and FILL IN THE RECTANGLE in the square to the right of the name you have written in, or your vote will not be counted.

To vote on any measure, FILL IN THE RECTANGLE in the square after the word "YES" or after the word "NO."

All distinguishing marks or erasures are forbidden and make the ballot void.

If you wrongly mark, tear or deface any portion of your ballot cards, replace the cards in the secrecy holder and return it to the Precinct Board Member and obtain another set.

MAKE SURE YOU VOTE BOTH SIDES OF YOUR BALLOT CARDS.

AFTER YOU HAVE COMPLETED VOTING, place your ballot cards in the secrecy holder with the **NUMBERED STUBS AT THE TOP** and hand it, along with the marking pen, to the Precinct Board Member who shall, in the presence of the voter, remove numbered stubs, hand same to the voter and deposit the voted ballot in the ballot box.

HOW TO VOTE YOUR BALLOT CARDS

Vote **BOTH SIDES** of your ballot cards.

STEP 1

Remove ballot cards from secrecy holder.


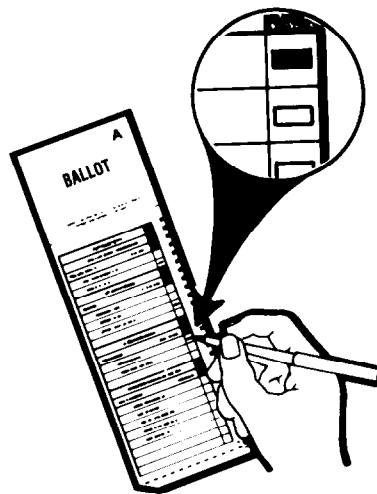
STEP 2

VOTE ONE CARD AT A TIME (Vote Both Sides). Fill in the small rectangle in the square to the right of the candidates or measures of your choice.

DO NOT FILL IN THE WHOLE SQUARE, JUST THE SMALL RECTANGLE, OR YOUR VOTE MAY NOT BE COUNTED. Use only the marking pen provided to mark your ballot.

STEP 3

After you have completed voting, place your ballot cards, with the stubs at the top, in the secrecy holder and hand it, along with the marking pen, to the Precinct Officer.



OFFICIAL BALLOT
CONSOLIDATED
GENERAL ELECTION
COUNTY OF SONOMA

TUESDAY, NOVEMBER 3, 1992

This ballot stub shall be torn off by precinct board member and handed to the voter.

MARK YOUR CHOICE(S)
IN THIS MANNER
ONLY → Voting
Area
▼**PRESIDENT AND VICE PRESIDENT**

Vote for One Party

BILL CLINTON, for President AL GORE, for Vice President	Democratic	<input type="checkbox"/>
GEORGE BUSH, for President DAN QUAYLE, for Vice President	Republican	<input type="checkbox"/>
ANDRE MARROU, for President NANCY LORD, for Vice President	Libertarian	<input type="checkbox"/>
ROSS PEROT, for President JAMES STOCKDALE, for Vice President	Independent	<input type="checkbox"/>
HOWARD PHILLIPS, for President ALBION KNIGHT, for Vice President	American Independent	<input type="checkbox"/>
RON DANIELS, for President ASIBA TUPAHACHE, for Vice President	Peace and Freedom	<input type="checkbox"/>
for President		<input type="checkbox"/>
for Vice President		<input type="checkbox"/>

UNITED STATES SENATOR

Full Term Vote for One

BARBARA BOXER, Democratic Congresswoman	<input type="checkbox"/>
JUNE R. GENIS, Libertarian Computer Programmer	<input type="checkbox"/>
JEROME "JERRY" MC CREADY, American Businessman Independent	<input type="checkbox"/>
BRUCE HERSCHENSOHN, Republican Television Commentator/Educator	<input type="checkbox"/>
GENEVIEVE TORRES, Peace and Freedom Cancer Researcher	<input type="checkbox"/>
	<input type="checkbox"/>
	<input type="checkbox"/>

49-105A

VOTE BOTH SIDES

A

I HAVE VOTED-HAVE YOU?MARK YOUR CHOICE(S)
IN THIS MANNER
ONLY → Voting
Area
▼**UNITED STATES SENATOR**

Short Term Expiring Jan. 3, 1995 Vote for One

DIANNE FEINSTEIN, Democratic	<input type="checkbox"/>
JOHN SEYMOUR, Republican Appointed United States Senator	<input type="checkbox"/>
RICHARD B. BODDIE, Libertarian Adjunct Professor/Mediator	<input type="checkbox"/>
PAUL MEEUWENBERG, American Marketing Consultant Independent	<input type="checkbox"/>
GERALD HORNE, Peace and Freedom Teacher	<input type="checkbox"/>
	<input type="checkbox"/>

UNITED STATES REPRESENTATIVE

6th District Vote for One

LYNN WOOLSEY, Democratic Businesswoman/City Councilmember	<input type="checkbox"/>
BILL FILANTE, Republican Physician/State Legislator	<input type="checkbox"/>
	<input type="checkbox"/>

STATE SENATOR

3rd District Vote for One

MILTON MARKS, Democratic State Senator	<input type="checkbox"/>
BILL BOERUM, Republican Businessman	<input type="checkbox"/>
WILL C. WOHLER, Libertarian Small Business Owner	<input type="checkbox"/>
GIOVANNI GRAHAM, Peace and Freedom Female Impersonator	<input type="checkbox"/>
	<input type="checkbox"/>

MEMBER OF THE STATE ASSEMBLY

6th District Vote for One

ADAM MC AFEE, Libertarian Business Owner	<input type="checkbox"/>
VIVIEN BRONSHVAG, Democratic Businesswoman/Pension Administrator	<input type="checkbox"/>
COLEMAN C. PERSILY, Peace and Freedom Retired Insurance Agent	<input type="checkbox"/>
AL ARAMBURU, Republican County Supervisor/Businessperson	<input type="checkbox"/>
	<input type="checkbox"/>

49-106A

VOTE BOTH SIDES

A

FROM:
Sonoma County Clerk
& Registrar of Voters
P.O. Box 11485
Santa Rosa, CA 95406-1485

DO NOT FORWARD

YOUR
POLLING
PLACE

042

MAILING
ADDRESS

BULK RATE
U.S. POSTAGE
PAID
SANTA ROSA, CA.
PERMIT NO. 1

SONOMA COUNTY


APPLICATION FOR ABSENT VOTER'S BALLOT

I hereby apply for an absent voter's ballot for the
CONSOLIDATED GENERAL ELECTION
NOVEMBER 3, 1992

PERMANENT ABSENT VOTER STATUS


☐ CHECK THIS BOX IF: You have read and meet the requirements of Elections Code Section 1451 below, and wish to claim permanent absent voter status in Sonoma County under California State Law.

ELECTION CODE SECTION 1451: Any voter who has lost, or has lost the use of, one or more limbs, has lost, or has lost the use of, both hands, is unable to move about without the aid of an assistant device (e.g., canes, crutches, walker, wheelchair); is suffering from lung disease, blindness, or cardiovascular disease; has a significant limitation in the use of the lower extremities; or is suffering from a diagnosed disease or disorder which substantially impairs or interferes with the person's mobility may apply for permanent absent voter status.

SIGN 

Signature as registered-Each applicant must sign own signature _____ Date _____

Print HOME Street Address, if any, as shown on affidavit of registration _____ City _____ State _____

Please mail ballot to me at: 

Name _____

Address _____

City _____ State _____ Zip Code _____

IF MAILED, THIS APPLICATION MUST BE RECEIVED IN REGISTRAR OF VOTERS' OFFICE BY 5:00 P.M., OCTOBER 27, 1992.

NOTICE

If you find that for any reason you will be unable to vote in person on election day, promptly complete and sign the application for an absent voter's ballot printed above and return it to: **435 Fiscal Drive, P.O. Box 11485, Santa Rosa, CA 95406-1485**

If mailed, your application must reach the office of the **Registrar of Voters** not less than 7 days before the day of election. For further information phone the **Registrar of Voters, 527-1800**.

POLLING PLACE ACCESSIBLE ?



ASSISTANCE FOR THE HEARING OR VISUALLY IMPAIRED

The Sonoma County Registrar of Voters Office has a TDD (Telecommunications Device for the Deaf) to provide election information. The number for the TDD is (707) 527-3900.

For the Visually Impaired, audio tapes of State and Local Ballot Measures are available from the Registrar of Voters Office. Call 527-1800 for more information.

If there is a **YES** to the right of the polling place location on the above mailing label, your polling place is accessible to the physically handicapped. If there is a **NO**, your polling place does not strictly meet the criteria for polling place accessibility; however, depending on the extent of your disability, you may be able to access your polling place. If you wish to know more about the accessibility of your polling place please phone the Registrar of Voters Office at 527-1816.

If your polling place is not accessible to the handicapped, a precinct board member shall take a regular ballot to the physically handicapped person at a place as near as possible to the polling place and which is accessible to such person.

Disabled persons are entitled to Permanent Absent Voter Status. If you are interested please read Elections Code Section 1451 on the application above and check the box if you meet the requirements set forth.

POLLS OPEN AT 7 A.M. AND CLOSE AT 8 P.M.

TAKE THIS SAMPLE BALLOT TO YOUR POLLING PLACE FOR REFERENCE